



Home Learning

3.7.20

Years 3 and 4

Reading

Tom's Exciting Morning

Tom woke up early. He knew the taxi was just around the corner. He felt like it was Christmas morning but it was the middle of August. He grabbed his case and knocked on his parents' door eagerly. They shouted back, "It's nearly time Thomas, go and wake Olivia up!" Tom ran into his sister's room and jumped on the bed. They both grinned and chatted about the week ahead.

A little while later, the taxi was outside so Tom grabbed his sunglasses and cap. He chuckled to himself because it was very dark and cold outside! Tom and Olivia sprinted to the back seat of the taxi whilst Mum and Dad threw the suitcases into the boot. Then, Mum made sure Olivia was secure in her special booster seat. Mum also went back inside to get Buster the dog!

Olivia's face dropped and she poked her brother who also looked worried.

"Where are you taking Buster?!" They both said cautiously. Mum smiled.

"Just to grandmas. We're going to be gone for a while!" Their faces relaxed and they giggled at how silly they had been!

As they approached their destination, Olivia tapped her brother on the arm and pointed outside. "They look like giant birds!" she said. Tom thought this was really funny and he laughed with his sister. Mum and Dad looked at their watches. Their faces dropped. They quickly got Olivia out of her seat and put her in her pram. Dad grabbed Tom's hand and they paid the man quickly.

"Come on guys!" Dad said sounding slightly worried.

Questions

1. How do we know Tom felt excited in Paragraph One? Try and find all the clues.
2. Why do you think Tom chuckled to himself when he went outside in Paragraph Two?
3. Where do you think Tom is going? Explain why you think this.
4. Pretend you are Tom. Write down how you are feeling and what you are thinking as you travel in the taxi.
5. Why has Tom packed sunglasses?
6. Why do you think Olivia and Tom were worried when Mum went back into the house to get Buster?
7. What do you think Olivia was pointing to when she said, ***“They look like giant birds!”***?
8. What do you think happened when Mum and Dad looked at their watches in paragraph four?
9. Pretend you are Dad at the end of the passage. Write a few sentences explaining your thoughts and feelings.

Writing

Use this picture to complete the tasks below:



Question time!

Can you continue the story of Batman's evening off?

Does it turn out to be relaxing or does he have to go out and save lives?

Who is on the end of the phone?

Gotham City (where Batman lives) is a place where everyone always seems to be sad or in trouble. Do you think that in our world there is more happiness or sadness?

Perfect picture!

Can you draw a picture of something Batman might have done that day?

Sentence challenge!

Verbs are action/doing words. Can you begin a sentence with one?

E.g. Sleeping had always been difficult for Batman.

Story starter!

After work, Batman always called in at his favourite café in Gotham City. We all have different ways of relaxing; a game of sport, watching television, going for a bike-ride...Batman's was enjoying a steaming hot cup of coffee whilst reading the newspaper.

Batman looked forward to having an evening off, however evenings off didn't always tend be that relaxing.

Ring ring...Ring ring...Ring ring...There was a call from the phone behind the counter...

Can you finish the story?

Spelling

Don't forget to practise the list of common exception words which we sent home. This list is also available on our website under 'Home Learning'.

Carefully check any writing you produce for spelling errors, particularly the common exception words for Year 1 to Year4.

There are SPAG lessons incorporated into the Writing lessons on The Oak Academy Online Classroom too.

Maths

Counters.




Jack has four different coloured counters.

He arranges them in a row.

How many different ways can he arrange them?





One has been done for you.



There are 24 possible combinations.

Domino sequences.

Find the next two dominoes in each of these sequences.



1	$308 + 1 =$	<input type="text"/>	<input type="checkbox"/> 1 mark
2	$102 + 10 =$	<input type="text"/>	<input type="checkbox"/> 1 mark
3	$250 - 1 =$	<input type="text"/>	<input type="checkbox"/> 1 mark
4	$561 - 100 =$	<input type="text"/>	<input type="checkbox"/> 1 mark
5	$40 + 8 + 8 =$	<input type="text"/>	<input type="checkbox"/> 1 mark
6	$12 \div 3 =$	<input type="text"/>	<input type="checkbox"/> 1 mark
7	$\frac{2}{7} + \frac{2}{7} =$	<input type="text"/>	<input type="checkbox"/> 1 mark

8	$2 \times ? = 24$	<input type="text"/>	<input type="text"/> 1 mark
9	$524 + 39 =$	<input type="text"/>	<input type="text"/> 1 mark
10	$6 \times 8 =$	<input type="text"/>	<input type="text"/> 1 mark
11	$397 + 105 =$	<input type="text"/>	<input type="text"/> 1 mark
12	$? \div 8 = 5$	<input type="text"/>	<input type="text"/> 1 mark
13	$230 + ? = 500$	<input type="text"/>	<input type="text"/> 1 mark
14	$32 \times 3 =$	<input type="text"/>	<input type="text"/> 1 mark
15	$\frac{1}{8}$ of 16 =	<input type="text"/>	<input type="text"/> 1 mark

1	$4 \times 11 =$	<input type="text"/>	<input type="text"/> 1 mark
2	$60 - 6 - 6 =$	<input type="text"/>	<input type="text"/> 1 mark
3	$5600 - 1000 =$	<input type="text"/>	<input type="text"/> 1 mark
4	$55 \times 1 =$	<input type="text"/>	<input type="text"/> 1 mark
5	$8 \times 3 =$	<input type="text"/>	<input type="text"/> 1 mark
6	$63 + 9 + 9 =$	<input type="text"/>	<input type="text"/> 1 mark
7	$76 \times 0 =$	<input type="text"/>	<input type="text"/> 1 mark

8	$28 + 7 =$	<input type="text"/>	<input type="checkbox"/> 1 mark
9	$? + 250 = 800$	<input type="text"/>	<input type="checkbox"/> 1 mark
10	$4200 + 900 =$	<input type="text"/>	<input type="checkbox"/> 1 mark
11	$7 \times 6 =$	<input type="text"/>	<input type="checkbox"/> 1 mark
12	$9 \times 7 =$	<input type="text"/>	<input type="checkbox"/> 1 mark
13	$740 - ? = 320$	<input type="text"/>	<input type="checkbox"/> 1 mark
14	$\frac{6}{7} - \frac{2}{7} =$	<input type="text"/>	<input type="checkbox"/> 1 mark

We still recommend the following resources for maths activities:

- White Rose Home Learning for Year 3 and for Year 4.
The resources can be found here:
Year 3 - <https://whiterosemaths.com/homelearning/year-3/>
Year 4 - <https://whiterosemaths.com/homelearning/year-4/>

- Free, daily online maths lessons for Y3 & Y4 led by maths educator Gareth Metcalfe. The lessons can be found here:

<http://www.iseemaths.com/>

(Go to 'Home Learning' then 'Home Learning, Y3 & Y4')



- Remember to learn and practise times tables. Can you learn them all before we return to school?



<https://trockstars.com/>

Topic Learning: PDL – Online Safety

Keeping safe online is incredibly important. Design your own E-Safety poster using some of the ideas below.

S **Stay Safe**
Don't give out your personal information to people / places you don't know.

M **Don't Meet Up**
Meeting someone you have only been in touch with online can be dangerous. Always check with an adult you trust.

A **Accepting Files**
Accepting emails, files, pictures or texts from people you don't know can cause problems.

R **Reliable?**
Check information before you believe it. Is the person or website telling the truth?

T **Tell Someone**
Tell an adult if someone or something makes you feel worried or uncomfortable.

Follow these SMART tips to keep yourself safe online!

© Teaching 123 Ltd
www.teaching123.co.uk

SMART tips based on resources from www.thinkuknow.co.uk

BE SMART ONLINE

S SAFE Keep your personal information safe. When chatting or posting online don't give away things like your full name, password or home address. Remember personal information can be seen in images and videos you share too. Keep them safe to keep yourself safe.

M MEET Meeting up with someone you only know online, even a friend of a friend, can be dangerous as this person is still a stranger. If someone you only know online ever asks you to meet up, for personal information or for photos/videos of you then tell an adult straight away and report them together to www.childnet.com

A ACCEPTING Think carefully before you click on or open something online (e.g. links, adverts, files) requests, photos) do you never know where they may lead to or they may contain viruses. Do not accept something if you are unsure of who the person is or what they've sent you.

R RELIABLE You cannot trust everything you see online as some things can be out of date, inaccurate or not entirely true. To find reliable information compare at least three different websites, check its looks and talk to someone about what you have found.

T TELL Tell a trusted adult if something or someone ever makes you feel upset, worried or confused. This could be if you or someone you know is being bullied online. There are lots of people who will be able to help you like your teachers, parents, carers or contact Childnet - 0800 11 11 or www.childnet.org.uk

BE SMART WITH A HEART
Remember to always be smart with a heart by being kind and respectful to others online. Make the internet a better place by helping your friends if they are worried or upset by anything that happens online.

WWW.CHILDNET.COM

Happy home learning everyone!

