



### Year 3 & 4

Hello again! We hope you had a good Easter and that you're safe and well. Hopefully, you've settled into a 'lockdown' routine now and are balancing some home learning with lots of other activities and some daily exercise to keep fit and healthy. Have you checked out the 'Keeping Fit & Healthy' page and 'Spirituality Space' on the website for more things to keep you busy? Click on Teaching and Learning/ Home Learning. Also, watch out for the new FOWPS competition coming soon!

We've chatted to some of you on the phone and have LOVED hearing about all the things you've been doing. If you would like to share any of your Home Learning with us then feel free to email it:

[adminoffice@wickham-primary.hants.sch.uk](mailto:adminoffice@wickham-primary.hants.sch.uk)

Below you will find some new activities to try at home. Remember, you can find all the home learning packs on our website. Click on Teaching and Learning/ Home Learning.

Stay safe and well everyone and remember "Be kind, be kind, be kind!"

Love from


Mrs Portlock, Miss Wheeler and Mr Barnett

### Reading

We hope you are trying to read a little every day. If you are running out of books, we have found a website with **some** free online books for children. We have read 'Guardians of Lore', a story with twenty-two chapters. You can find it in the 'Stories for Kids ages 8-10' section. We think you would enjoy the story too. Here is the link to the website:

<https://www.freechildrenstories.com/>

And here is the first paragraph to whet your appetite:



*"The first time that I saw the frog, I was sitting in class. Its face was pressed up to the window next to me from the outside. I had been drawing in my notebook, but once I noticed it, I couldn't stop looking. It couldn't stop looking at me either (if it had been a staring contest, I would have lost). Maybe frogs blinked, but with its big eyes smushed against the glass, this one didn't. Stagwood Forest was just beyond the school yard and it was riddled with frogs, but they always avoided people. I knew right away, in a way that I can think better than I can say, that this frog was different."*

Use your library book, a favourite book at home **or** 'Guardians of Lore' to complete the activities below:

- Draw a picture of where the story is taking place. Challenge: Label it with words/phrases from the story that tell you about the setting.
- Write a blurb for the book, explaining what happens in the story. Challenge: Do not give away the main plot points, leave the reader intrigued and wanting to read the book!
- Complete a 'role on the wall' for one of the main characters - Draw the character. On the outside of your drawing use adjectives from the text to describe their appearance, while on the inside of your drawing add

the words that describe their character/personality. Challenge: Use an online thesaurus to find new and exciting vocabulary to describe the character.

- Write a note to a friend, telling them how you felt at the end of a chapter you have read. Explain how you think the author wanted you to feel. Challenge: How do you know this is how the author wanted you to feel? Find evidence in the text.
- What do you think is the most important part of the story? Visualise it and draw a picture or diagram. Challenge: Now explain what is happening and explain why you think it is the most important part.
- Write 5 questions that you could ask someone to find out if they have read this book carefully. Challenge: use a variety of question stems. E.g. How does...Where is...Can you explain...
- Draw a story map/comic strip to show what has happened in the story so far/throughout the whole story. Challenge: Write captions to support the images.
- Write a postcard from one of the characters to another character in the book, telling them what has been happening (using your knowledge of the story). Challenge: Ensure you cover who, what, where, when, why and how in your postcard.
- Use speech bubbles to show a conversation that two main characters from your book might have at an important part of the story. Challenge: Turn the conversation into a play script (with stage directions).
- Write about an experience or memory of your own that is similar to something that has happened in the book. Challenge: Explain how they are similar.

## Writing

If you are using the online learning from the primary English consultant, Jane Considine, detailed in our last Home Learning pack then we suggest you continue to do so. Her daily writing lessons can still be accessed here:

<https://mailchi.mp/thetrainingspace.co.uk/webinar-subscription?fbclid=IwAR3yL5nCLS0WitX8tGGfUXOwmz5NUI8JdCc6ZY3eaf0K2d1BciC1jY-YfOU>

For an explanation of the lessons click here:



<https://www.youtube.com/watch?v=nMVpipnXrDc>

Each lesson is linked to a film clip which can be found easily online. The children choose part of the film and write a 'chunk' of nine sentences each day. Jane models ideas for the writing (useful for parents as well as children) and sets the children off. You can choose to join in live each day and share your writing with the nation if you wish to, **or you can access the lessons at a time of your choosing on YouTube** (search Super Sentence Stacking).

**Alternatively, if you would prefer, here are are lots of different opportunities for writing from pictures::**

Consider what kind of story and style of writing this image evokes. Could you write a mystery, adventure or sci-fi? Would 1<sup>st</sup> or 3<sup>rd</sup> person be most appropriate? How will you draw the reader in?





### Spelling

Don't forget to practise the list of common exception words which we sent home. This list is also available on our website under 'Home Learning'.

### Maths

We still recommend the following resources for maths activities in the next two weeks:

- White Rose Home Learning for Year 3 and for Year 4. (Weeks 1 & 2). You will find five lessons per week on a maths theme e.g. fractions. There is a video input and then related activities to complete each lesson. The resources can be found here:



Year 3 - <https://whiterosemaths.com/homelearning/year-3/>

Year 4 - <https://whiterosemaths.com/homelearning/year-4/>

- Free, daily online maths lessons for Y3 & Y4 led by maths educator Gareth Metcalfe. They also exist for Y5 & 6 and KS1. Gareth started the lessons in the first week of school closures so there is already a bank of lessons to try and you needn't join him live. We would recommend trying them in the order in which they were recorded as some lessons build on others. On the website parents are able to join a parents' mailing list where he will email support and additional guidance for you to help your child with this learning if needed. The lessons can be found here:



<http://www.iseemaths.com/>

(Go to 'Home Learning' then 'Home Learning, Y3 & Y4')


- Remember to learn and practise times tables. Can you learn them all before we return to school?



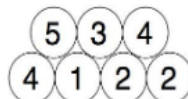
<https://trockstars.com/>

- Alternatively, you can of course use the different websites we recommended in the first Home Learning Pack to find maths activities of your own or why not try the problem below:

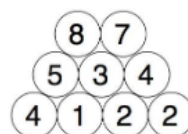
We start with any four numbers (not zero!):



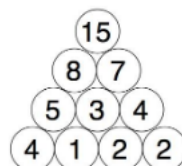
We then add them in pairs and place the total above them:



And we then add in pairs the new numbers we just got:



We do the same with those two numbers to get our final number:



You need to find four starting numbers to place at the bottom so that when you get to the top it's 15 each time.

Try to find as many starting four numbers as you can.

Think about good ways to do this. Maybe use a system!



## Other subjects

### Geography

- You may have heard about lots of different countries in the news in the last few weeks. Can you choose one (or more) of the countries also affected by Covid19 and produce a fact file about it eg. capital city, population, climate, main rivers, culture, currency (money), religion, food, national sport.


You could also draw a map of the country and mark its location in the world on this map.

- Using Google Maps or Google Earth, find the letters of the alphabet. You could print the screen and crop the image before assembling all the letters.



### Design Technology

- For those of you with Lego, have you seen the 30 Day Lego challenge? This looks fun! **If you don't have Lego, perhaps you can be creative and meet some of the challenges using different materials or drawings.**

30 Day LEGO Challenge						
Follow the instructions for each day. The only rule is to have fun and use your imagination!				Day 1 You were hired by an amusement park to create a new roller coaster.	Day 2 NASA needs you to build a new rocket.	Day 3 Your parents want to build a new home and they want you to build it.
Day 4 Hollywood hires you to build a movie set for a new Star Wars movie.	Day 5 You enter a contest to build the world's tallest tower. Will you win?	Day 6 You are stuck on Mars and need to build a new ship to get home.	Day 7 Ford hires you to create the toughest pick up truck in the world.	Day 8 You and 4 friends are stranded on an island. Build a boat to find a way home.	Day 9 Captain Hook needs a new pirate ship and wants you to build it.	Day 10 You and your friends decide to build a tree house.
Day 11 Prince Charming hires you to build a castle for him & Cinderella.	Day 12 Dr. Who hires you to build a new TARDIS.	Day 13 You are asked by the President to build a new monument to George Washington.	Day 14 Mr. Hilton hires you to build a new hotel.	Day 15 There is a circus in town. Build a place for the performance.	Day 16 Help your fellow pioneers build a wagon to make it across the country.	Day 17 Build the fastest car around and join the big car race.
Day 18 Do you wanna build a snowman? Get in the winter mood and build a snow scene.	Day 19 The city wants you to build a bridge to connect one side of the town to the other.	Day 20 Pizza party! It is up to you to make a pizza for all the guests.	Day 21 You are hired to build a brand new hospital.	Day 22 The fence is broke and the dog keeps escaping. Build one he can't get out of.	Day 23 You are now in medieval times. You are commissioned to build a jousting arena.	Day 24 The local bank keeps getting robbed. Build a safe no one can crack.
Day 25 Design and build your dream bedroom.	Day 26 You are elected ruler. Build a flag for your land.	Day 27 Aliens are invading and you need to build a war robot to defeat them.	Day 28 The aliens have taken over. They are impressed by your robot. They want you build one for them.	Day 29 You are hired to build a house entirely out of yellow Legos.	Day 30 There is blizzard. You will need to build a snowmobile	
						What was your favorite day?

Happy home learning everyone!