



Home Learning

10.7.20

Years 3 and 4

Welcome to your final home learning pack! Well done for the fantastic effort you have put in over the last few months. It certainly has been strange, but you have done remarkably well. Over the summer holidays, whilst things may still seem a bit different, enjoy time with you family and let us hope there is plenty of sunshine to delight in as well.

We can't wait to see you all in September!

Reading

The Old Railway Yard

Jack was scared. He was walking through an abandoned railway station on his way home. He came this way because it was a lot quicker but he was regretting his decision. His hairs on his neck were stood up like soldiers in a parade. His heart was racing and his stomach churned. As he paced through the creepy yard, he tried to stay under the colossal shadows of the huge, ancient steam trains.

Then something strange happened. A light appeared in one of the driver carriages of the train. Hesitantly, Jack stopped and looked back. He could not see anyone in the driver's carriage! Jack had a decision to make. His head told him to go back home and get out of there as quickly as possible. His heart told him to go and explore the strange light!

Jack made his decision. He sprinted over to the carriage and heaved the door open. It creaked loudly and some dust dropped onto the floor. Jack started to walk through the old carriage which had rotten floorboards. As he got to the old-fashioned handle that led into the driver's compartment, he paused for a moment. He took a deep breath and opened the door.

The air was still. The smell was dusty. The light flickered. Flick. Flick. Flick. But nobody was there. All of a sudden a deafening clank sounded. Jack looked out of the window and saw a tree move sideways. Then Jack had a realisation! It wasn't the tree moving, it was Jack. It was the train! The train was slowly winding down the track. Steam started to chug. Faster the train went. Faster and faster!

"How can this be?" whispered Jack to himself in amazement! He was sure he was the only person on the train.

- 1.) What signs are there that show us Jack was scared?
- 2.) Look at paragraph One. It tells us Jack tried to stay under the shadows of the train. Why do you think he tried to do this?
- 3.) What two words in the first paragraph tell us the trains are big?

- 4.) What word in paragraph 2 tells us Jack was uncomfortable?
- 5.) Draw and fill in a thought bubble about how Jack might have been feeling at the end of Paragraph 2. Use as much detail as you can.
- 6.) There are clues in the text that tell us the steam trains were old. Can you spot them all?
- 7.) Why do you think Jack paused before opening the door to the driver's compartment?
- 8.) What emotions would Jack be feeling in the final paragraph? Explain fully how you know or think this.
- 9.) What features are there that make this text a mystery story?

Writing

Transition Challenge: A Little Book All About Me

We would like you to produce a piece of work all about yourself. This could be a booklet, a poster, a poem or a narrative – be creative!

Don't forget to include:

- Facts about you as a person: date of birth, hair colour etc.
- Your family and friends
- Your home
- Your hobbies and interests
- Your aspirations
- Your favourite subjects
- Your likes and dislikes including food and drink
- You may want to include drawings and photos too.

In September, you can take this to show your new class teacher.

Use this picture to complete the tasks below:

Spelling


Don't forget to practise the list of common exception words which we sent home. This list is also available on our website under 'Home Learning'.

Carefully check any writing you produce for spelling errors, particularly the common exception words for Year 1 to Year4.

There are SPAG lessons incorporated into the Writing lessons on The Oak Academy Online Classroom too.

Finding all possibilities:

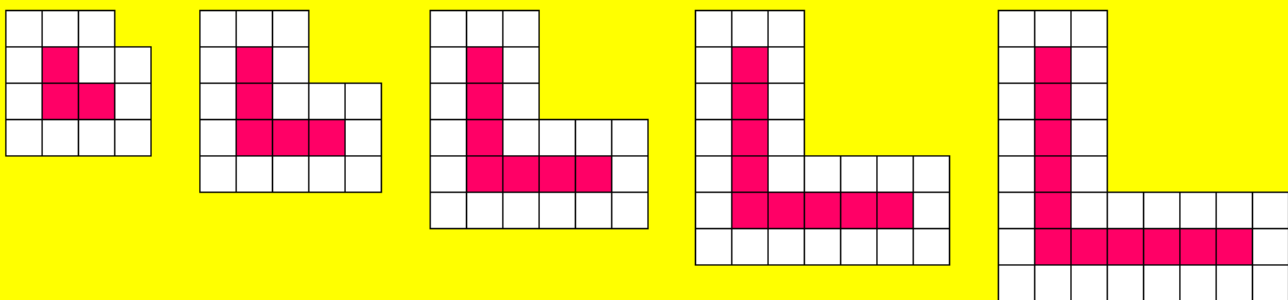
Here is an oblong (rectangle) 3 squares long and 2 squares wide.



You have three smaller squares. The smaller squares fit in the oblong.

How many different ways can you fit the 3 smaller squares in the large oblong so that half the oblong is shaded?

Patio pathways



arm length	2	3	4	5	6
red slabs	3	5	7	9	11
grey slabs	12	16	20	24	28
total slabs	15	21	27	33	39

Predict how many grey slabs you will see if the arm length was 9 slabs.

1. Write the missing numbers.

$$53 \xrightarrow{+10} \boxed{}$$

$$\boxed{} \xrightarrow{+10} 85$$

1 mark

2. Write these numbers in order, starting with the **smallest**.

841 184 148 814 144

1 mark

smallest

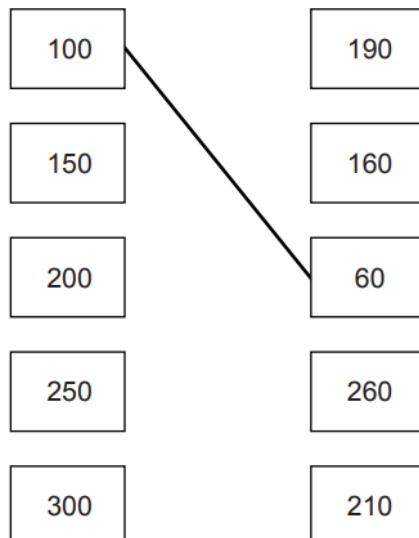
3. Write the missing fractions in the sequence.

$$\boxed{\frac{}{}} \quad \frac{4}{10} \quad \frac{5}{10} \quad \frac{6}{10} \quad \boxed{\frac{}{}} \quad \frac{8}{10}$$

1 mark

4. Draw lines to join **all** the pairs of number cards which have a **difference of 40**

One has been done for you.



2 marks

5. Write the missing numbers.

$$\boxed{} \quad 36 \quad 32 \quad 28 \quad \boxed{} \quad 20$$

1 mark

6. Join each box to the correct number.

One has been done for you.

7×5	35
double 4×4	39
half of 78	34
	32

1 mark

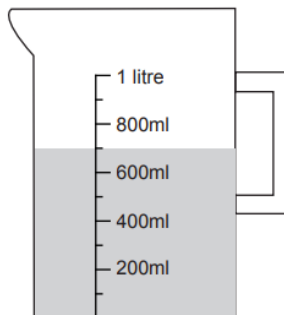
7. Write the missing numbers.

$$690 = 600 + \boxed{}$$

$$702 = 700 + \boxed{}$$

1 mark

8. Jason has a jug with some water in.



How many **more** millilitres must he add to make 1 litre?

9.

Apple
27p



Banana
17p



Mia buys **four** apples and **six** bananas.

How much does she spend altogether?

Show your method

£

2 marks

10. A bike costs more than £1,700 but less than £2,100

Tick (✓) **all** the prices that the bike could cost.

£1,669

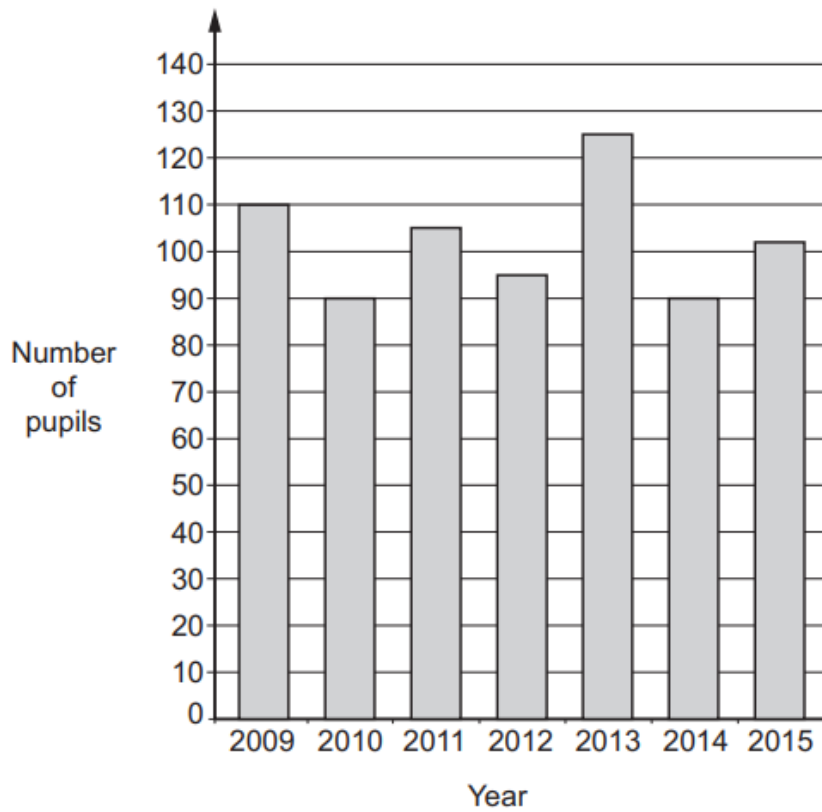
£2,080

£2,120

£1,998

1 mark

11. The graph shows the number of pupils at Park School in September from 2009 to 2015.



In how many years were there fewer than 100 pupils?

1 mark

How many **more** pupils were there in 2013 than 2014?

1 mark

12. Can you create your own bar graph on a subject of your choosing?

We still recommend the following resources for maths activities:

- White Rose Home Learning for Year 3 and for Year 4.

The resources can be found here:

Year 3 - <https://whiterosemaths.com/homelearning/year-3/>

Year 4 - <https://whiterosemaths.com/homelearning/year-4/>

- Free, daily online maths lessons for Y3 & Y4 led by maths educator Gareth Metcalfe.

The lessons can be found here:

<http://www.iseemaths.com/>

(Go to 'Home Learning' then 'Home Learning, Y3 & Y4')




- Remember to learn and practise times tables. Can you learn them all before we return to school?



<https://trockstars.com/>

Topic Learning: RE

Read the following story about OUR Christian value, Courage: **David and Goliath: 1 Samuel 17**



In this Bible story, several years had passed since David was anointed by Samuel. King Saul and his army were once again fighting the Philistines. When David arrived at the Israelite camp, things began to change.

The Philistines were a warlike people who lived along the Mediterranean coast just west of Israel. The Philistines continually raided Israelite territory and tried to expand their national borders to include the western hill country of Israel.

The Philistines had a tremendous advantage over Israel because they controlled the “iron industry.” Most of the iron that was mined, smelted, and used for weapons was controlled by the Philistines. This meant that swords and other iron weapons were often in short supply in Israel.

During this particular encounter, the Philistines appeared to have another advantage over Israel. They had a giant. Goliath was over nine feet tall. Not only was he huge, but the armour Goliath wore protected him from most harm.

This is truly a story of contrasts. Goliath was an experienced warrior; David was a shepherd. Goliath was huge; David was small. The giant wore armour; the boy refused to wear armour. The warrior carried a sword, a spear, and a shield; the shepherd carried a staff, a sling, and five smooth stones. Goliath scoffed at the God of Israel; David trusted the God of his fathers.

When the dust of the battle settled, it was apparent to all that the superhuman strength of the giant Goliath was not an advantage over the almighty power of the God of Israel.

As we admire David’s heroic courage, we need to remember that it was the God of Israel who enabled him to overcome Goliath. This is the same God who is with us today. When we trust in Him, God can enable us to overcome our giants too.

- Create a comic strip to of the story.
- Can you create your own comic strip story about one of our other school Christian values?

Happy home learning everyone!

