



## Wickham Church of England Primary School

### Home Learning



#### Years 1

Hello everyone! I hope you are all well and staying safe. Apart from missing my lovely Year 1s, I am well and have been busy preparing more activities for you to try at home! You will get more on Friday 17<sup>th</sup> April. Remember, you can find all the home learning packs on our website. Click on Teaching and Learning/ Home Learning.

If you have any questions, I am available through the schools office email: [adminoffice@wickham-primary.hants.sch.uk](mailto:adminoffice@wickham-primary.hants.sch.uk) . Please do not hesitate to contact me, I am more than happy to help!

Please do continue the ongoing learning activities from the first home learning pack. In this pack, I have added just a few more ideas and activities to keep you busy!

## Phonics:

Revise: **ou, ie, ea, ue**, and all **/ai/** and **/ee/** graphemes from phase 5:

All **/ai/** graphemes include (ai, a\_e, ay, ae)

All **/ee/** graphemes include (ee, ea, e\_e, ey, y)

Practice reading Year 1 common exception words and High frequency words (HWF)!

Practice spelling the Year 1 common exception words and HFW and put them into sentences!

Read your phonetically decodable book, daily!

Recommended resource for phonics learning:


[www.phonicsplay.com](http://www.phonicsplay.com) All games and printable resources can be found using this website alone. However, please refer to the previous home learning pack for a wider selection of phonics sites and apps.

Decodable books:

[www.phonicsplaycomics.co.uk/comics.html](http://www.phonicsplaycomics.co.uk/comics.html) Decodable comics which you can use for their daily read and focus on the sound they learn that day!

<http://www.oxfordowl.co.uk/for-home/find-a-book/library-page/> (Recommended in the last homework pack)

## Phase 2 Sound Mat

























## Phase 3 Sound Mat

|   |   |  |   |   |  |  |  |
|---|---|--|---|---|--|--|--|
| j<br>    | v<br>    | w<br>   | x<br>  | y<br>  | z<br>  | zz<br>  | qu<br>  |
| ch<br>   | sh<br>   | th<br>  | ng<br> | ai<br> | ee<br> | igh<br> | oa<br>  |
| oo<br>   | oo<br>   | ar<br>  | or<br> | ur<br> | ow<br> | oi<br>  | ear<br> |
| air<br> | ure<br> | er<br> |   |   |  |  |  |



## My Phase 5 Sound Mat

|  |   |  |  |  |   |   |   |
|--|---|--|--|--|---|---|---|
| ay<br>  | ou<br>   | ie<br>  | ea<br>  | oy<br>  | ir<br>  | ue<br> | ue<br> |
| aw<br>  | wh<br>   | ph<br>  | ew<br>  | ew<br>  | oe<br>  | au<br> | ey<br> |
| a-e<br> | e-e*<br> | i-e<br> | o-e<br> | u-e<br> | u-e<br> |   |   |

\*even

High frequency words are a little bit different to the common exception words (whizzy words). Some of these words can be segmented and blended phonetically, but learning these words by site will help add fluency to your child's reading as these are the words most frequently used in Year 1 level reading books.

## 100 High Frequency Words

a  
about  
all  
an  
and  
are  
as  
asked  
at  
back  
be  
big  
but  
by  
called  
came  
can

children  
come  
could  
dad  
day  
do  
don't  
down  
for  
from  
get  
go  
got  
had  
have  
he  
help

her  
here  
him  
his  
house  
I  
I'm  
if  
in  
into  
is  
it  
it's  
just  
like  
little

look  
looked  
made  
make  
me  
Mr  
Mrs  
mum  
my  
no  
not  
now  
of  
off  
oh  
old

on  
one  
out  
people  
put  
saw  
said  
same  
see  
she  
so  
some  
that  
the  
their  
them  
then

there  
they  
this  
time  
to  
too  
up  
very  
was  
we  
went  
were  
what  
when  
will  
with  
you

twinkl visit [twinkl.com](https://www.twinkl.com)

## Year 1 Common Exception Words

the  
a  
do  
to  
today  
of  
said  
says  
are  
were  
was

is  
his  
has  
I  
you  
your  
they  
be  
he  
me  
she

no  
go  
so  
by  
my  
here  
there  
where  
love  
come  
some

one  
once  
ask  
friend  
school  
put  
push  
pull  
full  
house  
our

twinkl [www.twinkl.co.uk](https://www.twinkl.co.uk)

## Reading:

Continue to read your child a rich text and **complete 1 question/activity a day** in their reading scrap book (refer back to homework pack 1 for list of questions).

For more story books to read to your children, visit:

<https://www.hants.gov.uk/librariesandarchives/library/whatyoucanborrow/ebooksaudiobooks>

For great suggestions on rich texts for year 1's visit

[https://primarysite-prod-sorted.s3.amazonaws.com/wickham-cofe-primary/UploadedDocument/657048dd122648aaaa5a3fbdb4958ed7/year\\_1\\_100\\_books\\_a4\\_aw.pdf](https://primarysite-prod-sorted.s3.amazonaws.com/wickham-cofe-primary/UploadedDocument/657048dd122648aaaa5a3fbdb4958ed7/year_1_100_books_a4_aw.pdf)

## English Learning:

Please continue to write daily in your writing journals! If you did not get a learning journal from Mrs Clarke on the last Friday of school, then I have attached a sheet of the large sized lines we use to write on in Year 1. You may find that using these larger lines will benefit your child's handwriting!

We have been impressed by the online learning delivered by Jane Considine, a primary English consultant. She is currently offering daily writing lessons which you can access by subscribing for free here:

<https://mailchi.mp/thetrainingspace.co.uk/webinar-subscription?fbclid=IwAR3yL5nCLS0WitX8tGGfUXOwmz5NUI8JdCc6ZY3eaf0K2d1BciC1jY-YfOU>

For an explanation of the lessons click here:

<https://www.youtube.com/watch?v=nMVpipnXrDc>

Each lesson is linked to a film clip which can be found easily online. The children choose part of the film and write a 'chunk' of sentences each day. Jane models ideas for the writing (useful for parents as well as children) and sets the children off. You can choose to join in live each day and share your writing with the nation if you wish to, **or you can access the lessons at a time of your choosing on YouTube** (search Super Sentence Stacking).

## Handwriting

Some days it would benefit your child just to practice their cursive handwriting during a writing session! In Year 1, we write in pre cursive and we practice them in families based on the shape of each letter.

### Handwriting families:

Curly caterpillar letters: c, a, o, d, g, q, e, s, f

Ladder letters: l, t, j, i, u, y

One armed robot letters: r, b, n, h, m, k, p

zigzag monster letters: v, w, x, z

## How to write letters

a b c d e f g h i j k l m n o p q r s t u v w x y z

## Maths Learning


White rose <https://whiterosemaths.com/homelearning/year-1/>

I suggested this on the parents Facebook page last week. It is a perfect resource to structure maths learning at home. It has 5 lessons per week, brilliant representations, activity sheets and answers! However, please allow opportunity for your children to use real life representations as well, it is especially important whilst learning about weight in week 1's learning!



**Times Tables Rock Stars** – focus on 2's and 10's

If your child does not have their log in details, please email me and I can send you it promptly.



## Numbots

Type Numbots into google, when you get to this screen use the postcode to find the school (PO17 5HU) as there are lots of Wickham schools! Then enter your child's username and password (same password as Times Table Rock Stars).

If you want to further challenge your child in Maths, Nrich as lots of great reasoning activities to try at home!

<https://nrich.maths.org/13843> here you will find reasoning activities linked to the learning in white rose week 1.

<https://nrich.maths.org/13782> here you will find reasoning activities linked to the learning in white rose week 2

<https://nrich.maths.org/13784>

<https://nrich.maths.org/13785>

<https://nrich.maths.org/13778>

<https://nrich.maths.org/13780>

## Extra maths to keep busy!

<http://www.iseemaths.com/home-lessons/#> Scroll down to KS1 Activities Videos!

<https://www.bbc.co.uk/bitesize/subjects/zjxhfg8>

BBC Bitesize has lots of interactive maths activities to keep your children busy!





## Easter Learning Tasks

Comprehension task- Have your child read this page to you (help them with the tricky words!). Then have them complete the questions on the next page!

# Easter


### What Is Easter?


Easter is an important Christian festival.




Jesus was killed on a cross on Good Friday.

He rose again on Easter Sunday.

People visit church on Easter Sunday to celebrate Jesus rising from the dead.



|   |                       |  |
|---|-----------------------|--|
|  | <b>Easter Bunny</b>   | Legend says that the Easter Bunny lays, decorates and hides new eggs.  |
|   | <b>Easter bonnet</b>  | The Easter bonnet tradition follows on from people wearing new clothes at Easter time to represent new life. |
|   | <b>Hot cross buns</b> | At Easter time, hot cross buns are baked and eaten. The cross reminds people of Jesus.                       |





## Questions

1. Easter is an important festival for which religion? Tick **one**.

Christianity ☐

Hinduism ☐

Buddhism ☐

2. Jesus died on the cross on which day? Tick **one**.

Easter Sunday ☐

Good Friday ☐

Easter Monday ☐

3. The Easter bunny..... Tick **two**.

breaks eggs ☐

decorates eggs ☐

hides eggs ☐

4. Why do people wear Easter bonnets? Tick **one**.

they like hats ☐

to represent ☐

new life

they look pretty ☐

5. What does the cross on a hot cross bun remind people of? Tick **one**.

Easter eggs ☐

church ☐

Jesus ☐

## Arts and Crafts Task!

Can you make yourself an Easter Bonnet with the materials you have in your house?

Please make it as fun and creative as possible and send a picture of you wearing your Easter bonnet to the school office for me to see! If I have your adult's permission, I will also post a collage of everybody's hats onto the school website for you to see all of your friend's creations!



### Additional Home Activities

- **PE: Please make sure your child is staying active!**  
Joe Wicks (live PE session online every morning!)  
Cosmic Kids Yoga (YouTube)
- Why not hold a family show and tell every week?
- Make time for reflection (reflect on the week, make goals for next week)
- Join in on 'Wickham's Wellbeing Challenge' by following the Wellness calendar through April (found on our website, go to home learning-keeping fit and healthy)
- Teach life skills! Cooking, baking, cleaning- now is a brilliant opportunity to teach your children some basic household skills!
- Learn how to tie shoe laces!
- Spark curiosity and become experts in their chosen subject.. Space? Countries? Sea creatures? Research facts and watch documentaries- Disney + and Netflix has a wide range of educational documentaries for children!
- Have your children make weekly videos to send to family members. Maybe film them doing a magic show? A talent show? Or a dance?
- Most importantly... **Have FUN and enjoy your time together!** Your children will remember this time of their lives as the time they got to play, create and spend time with their favourite people. Please focus your energy on making it a wonderful time for all of you!

Happy Home Learning!

---

---

---

---

---

---

---

---

---

---

---

---

---

---

---